

## LCFF Budget Overview for Parents

Local Educational Agency (LEA) Name: Cascade Union Elementary School District

CDS Code: 45699140000000

School Year: 2023-24

LEA contact information:

Jason Provence

Superintendent

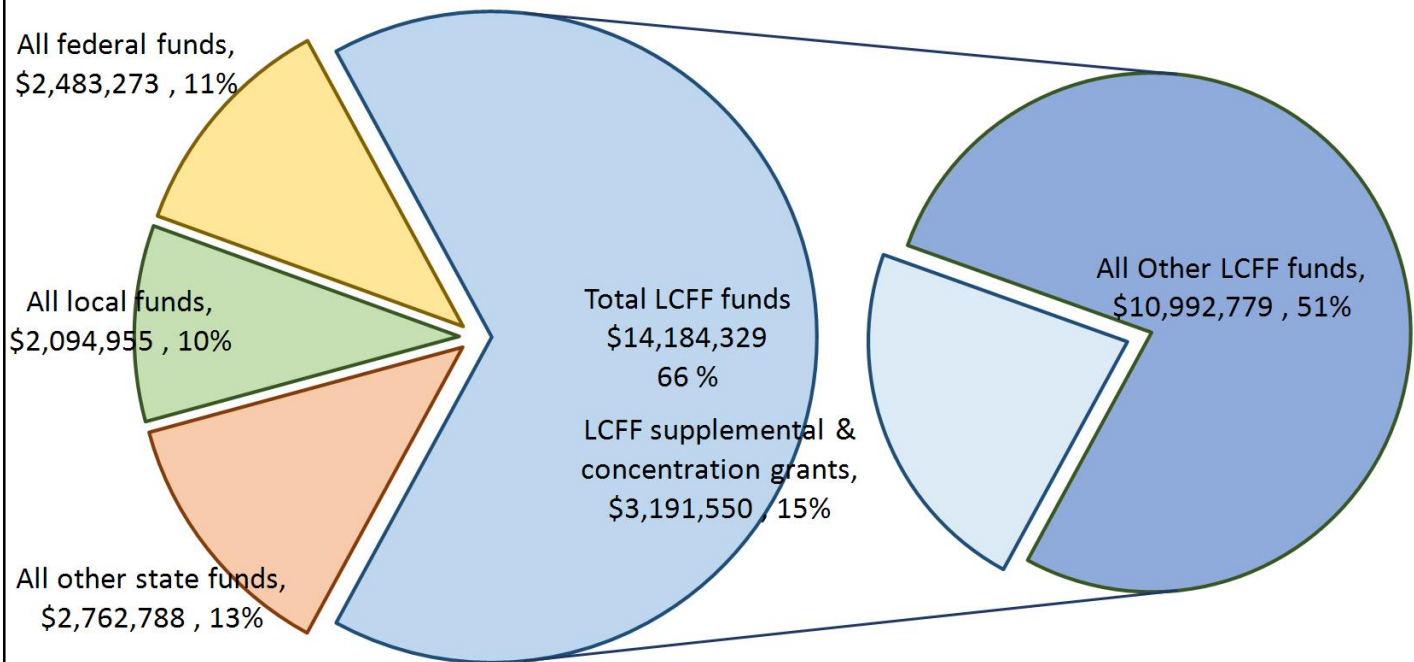
[jason.provence@cuesd.com](mailto:jason.provence@cuesd.com)

5303787000

School districts receive funding from different sources: state funds under the Local Control Funding Formula (LCFF), other state funds, local funds, and federal funds. LCFF funds include a base level of funding for all LEAs and extra funding - called "supplemental and concentration" grants - to LEAs based on the enrollment of high needs students (foster youth, English learners, and low-income students).

# Budget Overview for the 2023-24 School Year

## Projected Revenue by Fund Source

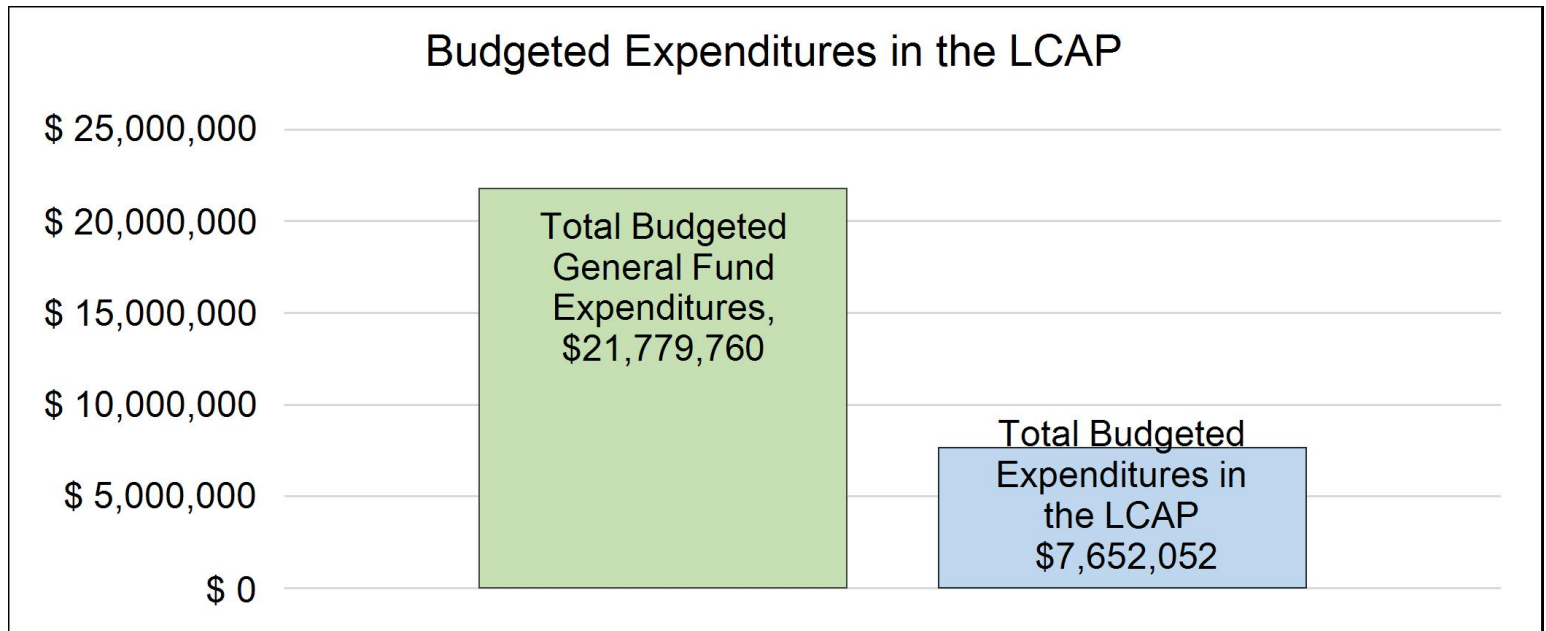


This chart shows the total general purpose revenue Cascade Union Elementary School District expects to receive in the coming year from all sources.

The text description for the above chart is as follows: The total revenue projected for Cascade Union Elementary School District is \$21,525,345, of which \$14,184,329 is Local Control Funding Formula (LCFF), \$2,762,788 is other state funds, \$2,094,955 is local funds, and \$2,483,273 is federal funds. Of the \$14,184,329 in LCFF Funds, \$3,191,550 is generated based on the enrollment of high needs students (foster youth, English learner, and low-income students).

## LCFF Budget Overview for Parents

The LCFF gives school districts more flexibility in deciding how to use state funds. In exchange, school districts must work with parents, educators, students, and the community to develop a Local Control and Accountability Plan (LCAP) that shows how they will use these funds to serve students.



This chart provides a quick summary of how much Cascade Union Elementary School District plans to spend for 2023-24. It shows how much of the total is tied to planned actions and services in the LCAP.

The text description of the above chart is as follows: Cascade Union Elementary School District plans to spend \$21,779,760 for the 2023-24 school year. Of that amount, \$7,652,052 is tied to actions/services in the LCAP and \$14,127,708 is not included in the LCAP. The budgeted expenditures that are not included in the LCAP will be used for the following:

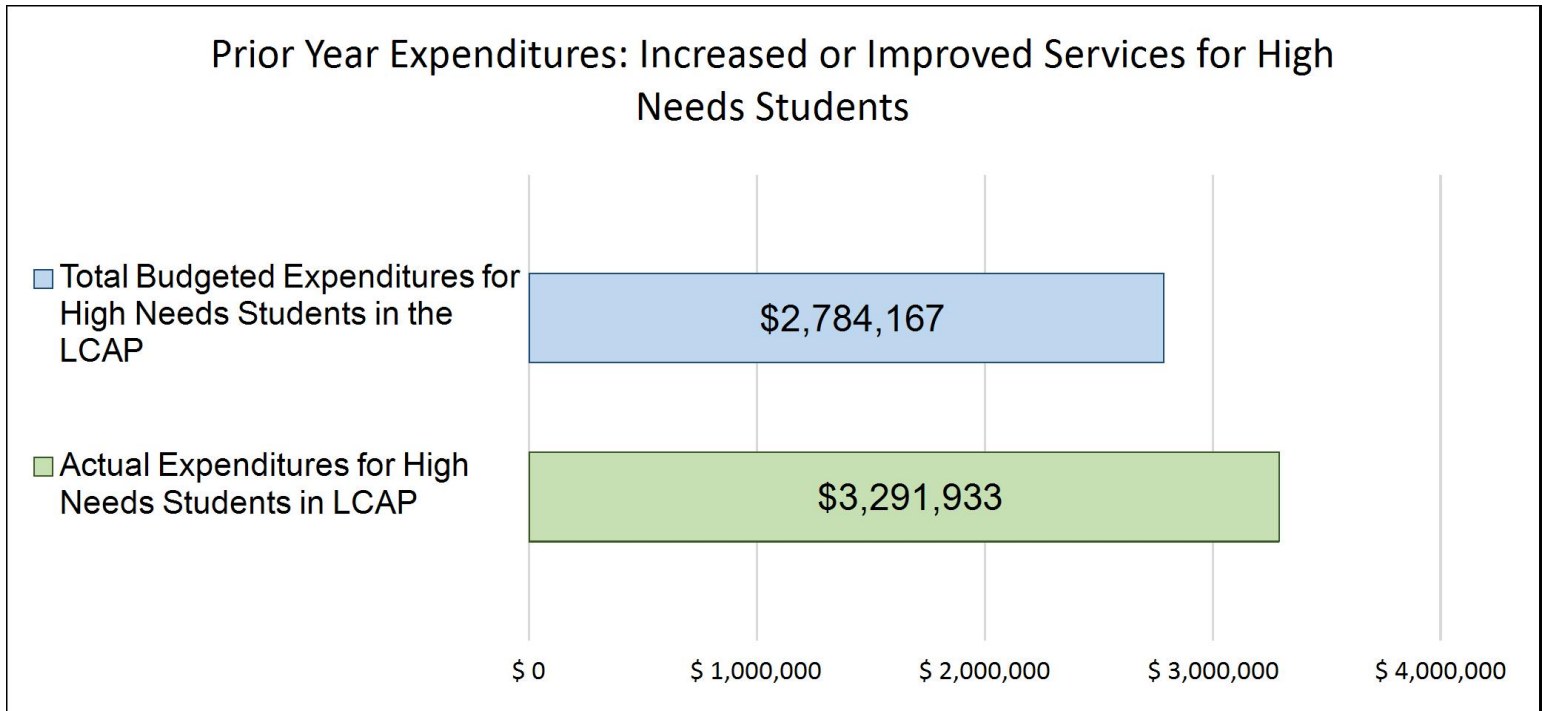
Regular instruction and operating expenditures, including maintenance and operations, core instruction, and administrative expense.

### Increased or Improved Services for High Needs Students in the LCAP for the 2023-24 School Year

In 2023-24, Cascade Union Elementary School District is projecting it will receive \$31,915,500 based on the enrollment of foster youth, English learner, and low-income students. Cascade Union Elementary School District must describe how it intends to increase or improve services for high needs students in the LCAP. Cascade Union Elementary School District plans to spend \$3,216,055 towards meeting this requirement, as described in the LCAP.

## LCFF Budget Overview for Parents

### Update on Increased or Improved Services for High Needs Students in 2022-23



This chart compares what Cascade Union Elementary School District budgeted last year in the LCAP for actions and services that contribute to increasing or improving services for high needs students with what Cascade Union Elementary School District estimates it has spent on actions and services that contribute to increasing or improving services for high needs students in the current year.

The text description of the above chart is as follows: In 2022-23, Cascade Union Elementary School District's LCAP budgeted \$2784167 for planned actions to increase or improve services for high needs students. Cascade Union Elementary School District actually spent \$3291933 for actions to increase or improve services for high needs students in 2022-23.